

# *Community Coffee Network Development*

*Feb 2022*



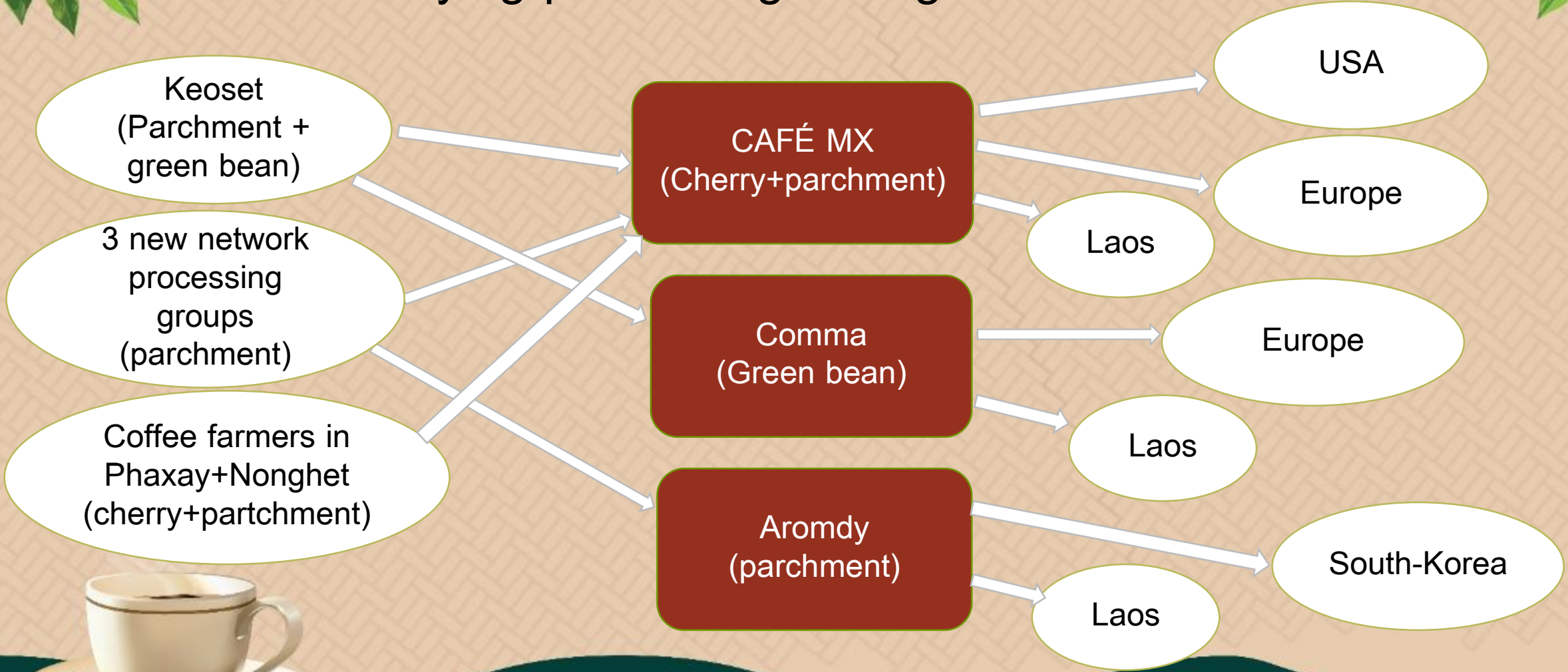
# Xiengkhouang Coffee Overview

No	Community network	No. of village	No. of farmers growing coffee	No. of farmers selling coffee	Production area (h)	Coffee selling (cherry) 2021-22
1	Keoset	5	169	169	108	20,000 kg
2	Khoun	35	316	119	85	7,500 Kg
3	Nonghet	6	49	17	2	1,500 kg
4	Phaxay	7	42	18	11.5	2,000 kg
	<i>Total</i>	<i>54</i>	<i>576</i>	<i>323</i>	<i>206.5</i>	<i>31,000 kg</i>



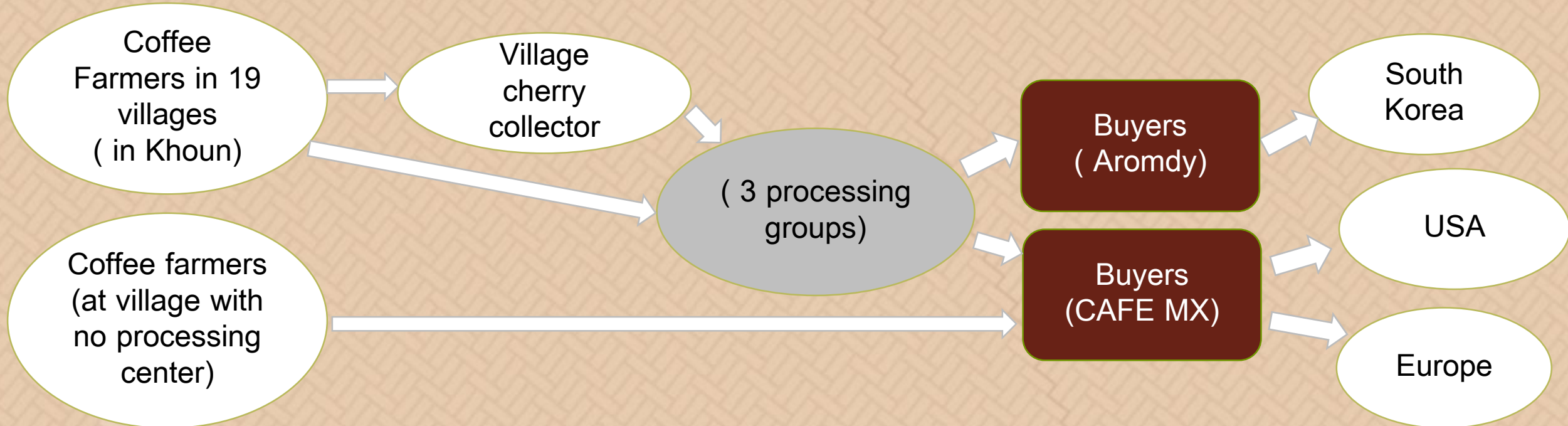
# Current Network

## Buying-processing-selling Value Chain

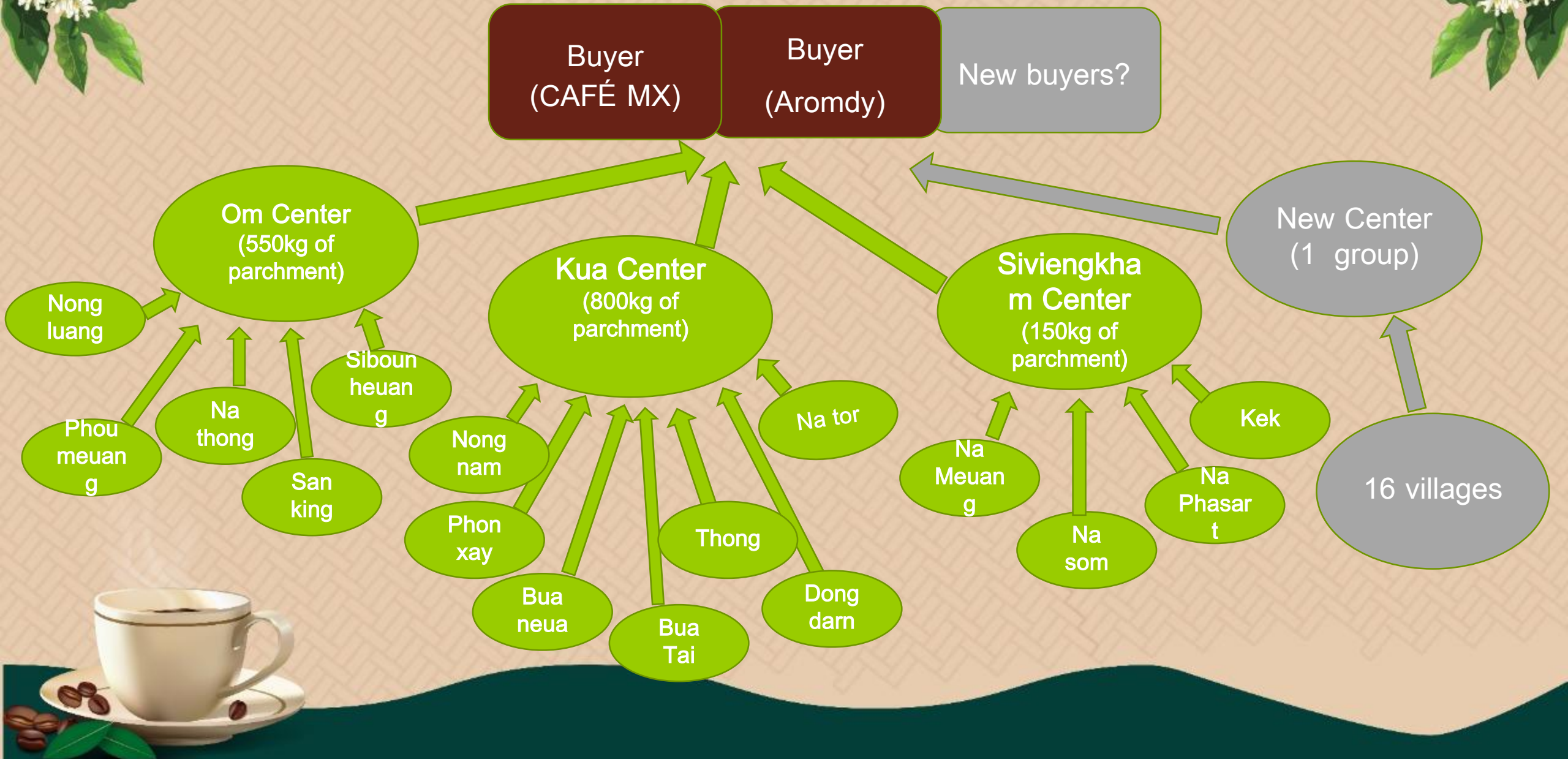


# Community Coffee Network

## Buying-processing-selling Value Chain



# Community Coffee Network



# Community processing center data

No	Community network	No. Of villages	Production area (h)	No. of farmers growing coffee	No. of farmers selling coffee	Coffee (cherry) selling 2021-22
1	B. Kua Processing Center	8	17,5	75	75	4,000 Kg
2	B. Om Processing Center	6	19,5	63	63	2,750 Kg
3	B. Siviengkham Processing Center	5	11,2	40	40	750 Kg
4	Villages with no processing center	16	36,8	138	0	0
Total	3	19/35	85	178/316	119	7,500 kg

# Possible Future Network Development

Developing Keoset as quality green bean processing center

